

BYD



BYD HAN

BYD HAN Specification

● Standard ○ Optional — Not Available

Exterior

	Executive	Emerald Edition
Panoramic sunroof (Anti-clamping electric)	●	●
Electric tailgate	●	●
19" Alloy wheels	●	●
245/45 R19 tyres	●	●
LED headlights with automatic on / off	●	●
Follow me home (The headlights turned on in advance/delayed off function)	●	●
LED daytime running light	●	●
Cornering light	●	●
LED taillights	●	●
Dynamic turn signal light	●	●
LED charging indicator	●	●
Dynamic welcome light	●	●
Automatic front wiper	●	●
Front windshield with UV protection, thermal insulation and soundproofing	●	●
Rear windshield and side windows with privacy glass	●	●

Interior

	Executive	Emerald Edition
Leather multi-function steering wheel	●	●
Panoramic sunroof with electrically adjustable sunshade	●	●
2 x Front cupholders 2 x rear cupholders	●	●
Brown leather seat upholstery - wood trim	●	—
Orange leather seat upholstery - red carbon	●	—
Green suede & leather seat upholstery - green carbon fiber trim	—	●
Driver seat electric adjustment (8D)	●	●
Driver seat with ventilation, heating and position memory	●	●
Driver seat with integrated headrest	●	●
Driver seat electric lumbar support adjustment (4D)	●	●
Front passenger seat with electric adjustment (6D)	●	●
Front passenger seat with ventilation and heating	●	●
Front passenger seat integrated headrest	●	●
Front passenger seat electric lumbar support adjustment (4D)	●	●
Rear seats with ventilation and heating	●	●
Rear seats integrated headrest	●	●
Rear seats electric adjustment (2D)	●	●
Smartphone wireless charging 15W	●	—
Smartphone wireless charging 50W	—	●
2 x ISOFIX in outer rear seats	●	●
2 x Front USB charge port (1 x Type A, 1 x Type C)	●	●
2 x Rear USB charge port (2 x Type A)	●	●
Multi-colour ambient lighting	●	●

Interior

	Executive	Emerald Edition
Front armrest box charge port (2 x Type A)	●	●
PM2.5 filter	●	●
PM2.5 air purification system	●	●
Negative-ion generator	●	●
Heat pump	●	●

Infotainment

	Executive	Emerald Edition
12.3" TFT full LCD instrument panel	●	●
Smartphone wireless charging	●	●
BYD DiLink	●	●
DAB+ radio & FM radio	●	●
15.6" touchscreen	●	●
12 - speaker Dynaudio® system	●	●
Internet of vehicles (4G)	●	●
Cloud service	●	●
7" LCD rear control panel	●	●

Safety & Driving Assistance


	Executive	Emerald Edition
Driver's front airbag	●	●
Passenger front airbag	●	●
Driver's knee airbag	●	●
Front side airbag	●	●
Rear side airbag	●	●
Left side air curtain	●	●
Right side air curtain	●	●
Electric pre-tensioned and height adjustable front seat belt	●	●
Pre-tensioned rear seat belt	●	●
Panoramic viewer	●	●
In-car camera	●	●
Blind Spot Detection (BSD)	●	●
Heads-up Display (HUD)	●	●
Intergrated Power Brake (IPB)	●	●
Traction Control System (TCS)	●	●
Door Opening Warning (DOW)	●	●
Rear Collision Warning (RCW)	●	●
Rear Cross Traffic Alert (RCTA)	●	●
Emergency Brake Signal System (EBSS)	●	●
Lane Change Assist (LCA)	●	●
4 x Front parking radar	●	●
4 x Rear parking radar	●	●

Safety & Driving Assistance


	Executive	Emerald Edition
Direct tyre pressure monitoring system	●	●
Auto-lock system	●	●
Electronic child safety lock	●	●
Anti-theft system	●	●
High Beam Assistant (HMA)*	●	●
Intelligent Cruise Control (ICC)*	●	●
Forward Collision Warning (FCW)*	●	●
Automatic Emergency Braking (AEB)*	●	●
Lane Departure Warning (LDW)*	●	●
Lane Centering Control (LCC)*	●	●

*All information and illustrations are based on data available at the time of print (Oct 2022) and are subject to change without prior notice. Please contact your local BYD dealer for the latest information.


Paint Colours




Space black



Time grey




Snow white



Al blue



Emperor red



Mountain green

Technical Data

Battery

Battery type	BYD Blade Battery (LFP)
Battery capacity (kWh)	85.4
Battery position	Under floor
Nominal voltage (V)	569.6
Capacity (Ah)	150
Battery weight (kg)	592 (±3%)
Energy density (Wh/kg)	150

WLTP Consumption ^{1,2}

Electric range - combined (km)	521
Electric range - city (km)	662
Consumption - combined (Wh/km)	185
Consumption - city (Wh/km)	146
CO ₂ Emissions - combined (g/km)	0

Charging Time ³

DC Charge (120kW charger) SOC 30%-80%	30 mins
---------------------------------------	---------

1. Power consumption is calculated in accordance with Regulation (EU) 2017-1151.

2. Actual electric range and power consumption may depend on the individual user, driving style, vehicle speed, environmental conditions, outside temperature, route profile and other reasons. This means that the actual figures may differ slightly from the test figures. In addition, the use of auxiliary systems such as air conditioning or heated seats can also affect the actual figures.

3. The charging time listed is calculated at an ambient temperature of 30°C and may vary depending on the ambient temperature and battery temperature.

Driving Performance

Electric motor type	Permanent Magnet Synchronous Motor
Drive mode	AWD
Max. power (kW)	380
Max. torque (N·m)	700
Acceleration 0-100km/h (s)	3.9

Driving Performance

Top speed (km/h)	180
Drag coefficient (Cd)	0.233
Front suspension	MacPhersan electronically adjustable damper
Rear suspension	Multi-link electronically adjustable damper
Brakes	Front Brembo® sport caliper with perforated brake disc

Vehicle Weight & Capacity

Kerb weight (kg)	2250
Gross vehicle weight (kg)	2660
Max. front axle load (kg)	1230
Max. rear axle load (kg)	1450
Max. roof load (kg)	/
Min. turning circle (m)	6.15
Luggage compartment volume (L)	410
Luggage compartment volume to roof -seats up/down (L)	/

Dimensions (mm)

Length	4995
Width	1910
Width with extended exterior mirror	2134
Height	1495
Wheelbase	2920
Track front	1640
Track rear	1640

*All information and illustrations are based on data available at the time of print (Oct 2022) and are subject to change without prior notice. Please contact your local BYD dealer for the latest information.

